

Scaled data based on original data using  
LM-79-08 Approved Method: Electrical and Photometric Measurements of Solid-  
State Lighting Products

Test Report Prepared for  
Cooper Lighting Solutions  
(formerly Eaton)

Brand: McGRAW-EDISON

Report Number: P386013

Luminaire Tested: **GWC-SA1C-760-U-T4W**

Issue Date: 3/3/2020

**Test Information**

Test Method: LM-79-08  
Report Number: P386013  
TEST IS SCALED FROM IESNA LM-79-08 TEST DATA (G2-1903-205-18)  
Test Lab: INNOVATION CENTER  
Issue Date: 3/3/2020  
Manufacturer: COOPER LIGHTING SOLUTIONS (FORMERLY EATON)  
Product Line: MCGRAW-EDISON  
Catalog Number: GWC-SA1C-760-U-T4W  
Description: GALLEON WALL LUMINAIRE  
(1) 70 CRI, 5700K, 1050mA LIGHTSQUARE WITH 16 LEDS AND TYPE IV WIDE OPTICS  
Light Source: -  
Ballast/Driver: ELECTRONIC DRIVER

**Summary**

Lumens per Lamp: N/A  
Luminaire Lumens: 7501 lumens  
Efficiency: N/A  
Efficacy: 127.1 lumens/watt  
Luminous Opening: Rectangular (W 0.5' x L: 0.5' x H: 0')  
IES Classification: Type IV - Short  
BUG Rating: B1 - U0 - G2

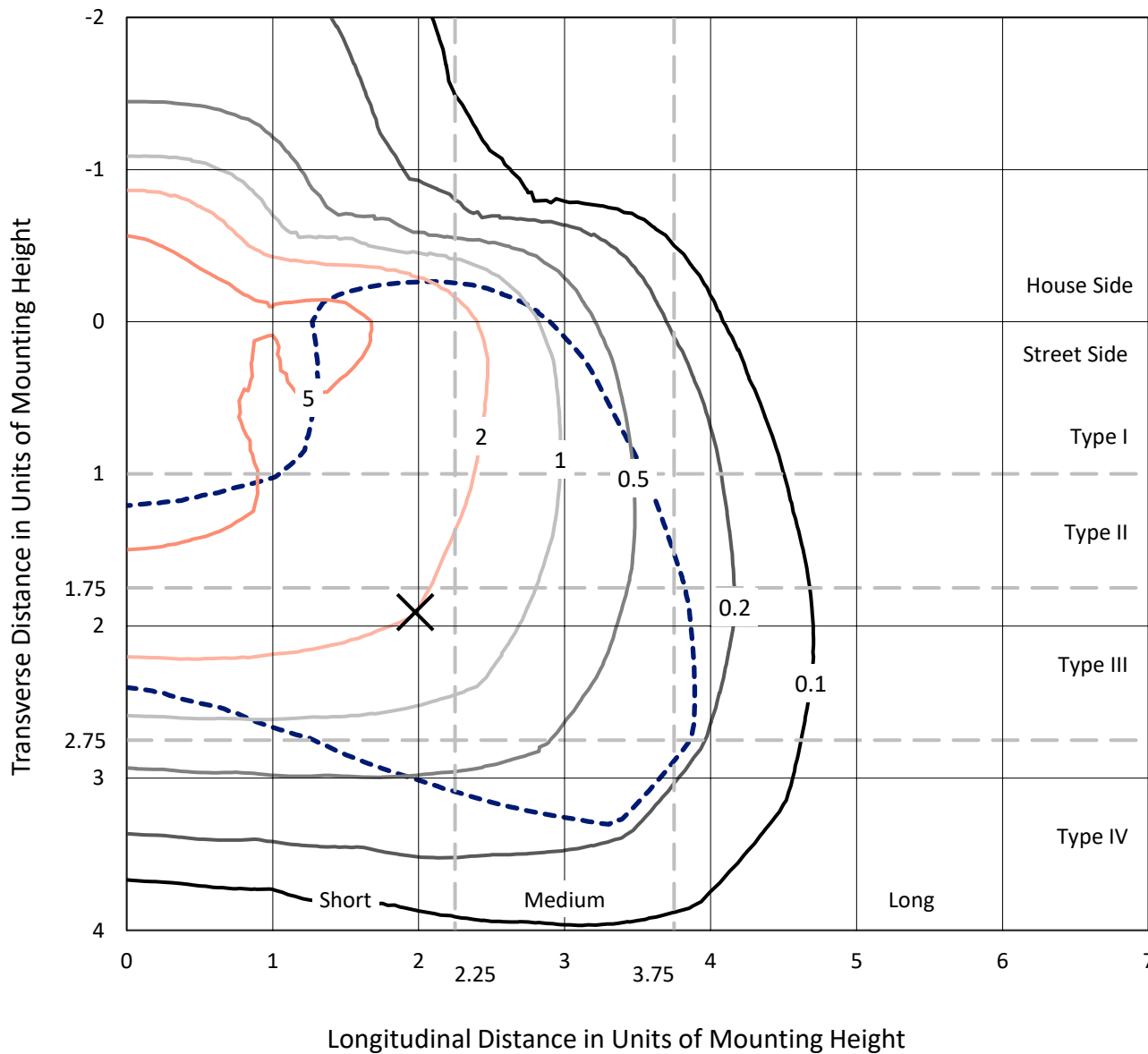
Input Watts (W): 59  
Input Voltage (V): NR  
Input Current (Ain): NR  
Voltage Rise (V): NR  
Power Factor: NR  
Total Harmonic Distortion (THDi): NR  
Frequency (hertz): 60  
Stabilization Time: NR  
Operation Time: NR  
Ambient Temperature (°C): NR  
Test Distance: 24 FT



REPORT NUMBER: P386013  
 CATALOG NUMBER: GWC-SA1C-760-U-T4W

### Iso-Footcandle Lines of Horizontal Illumination

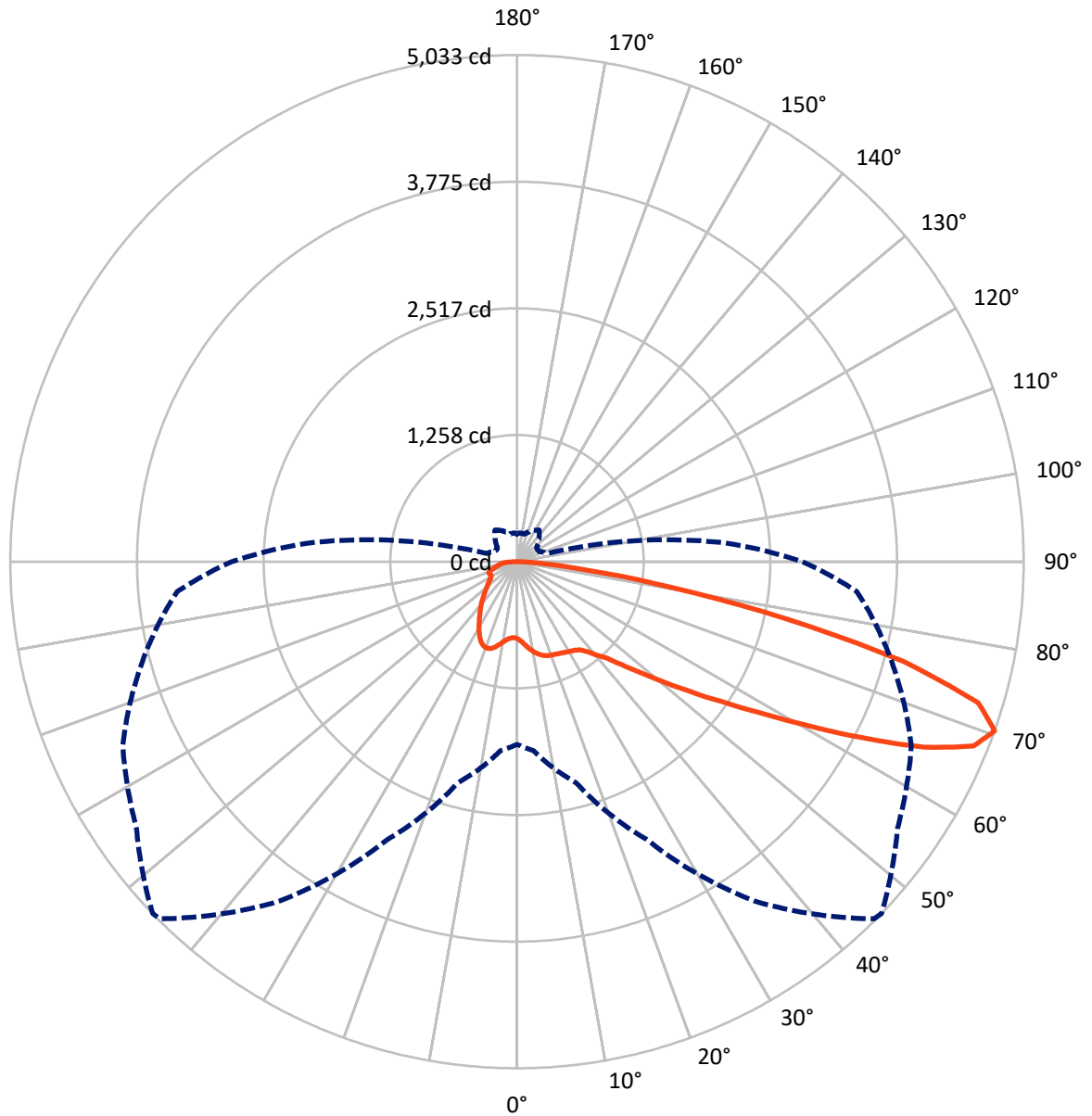
✕ Max cd  
 - - - 1/2 Max cd



Based on 10 foot mounting height. Maximum calculated value = 9.5 fc  
 Type IV - Short - N/A

REPORT NUMBER: P386013  
CATALOG NUMBER: GWC-SA1C-760-U-T4W

### Luminous Intensity Polar Plot



— Vertical Plane Through 46-Deg Lateral    - - - Horizontal Cone Through 70-Deg Vertical



REPORT NUMBER: P386013

CATALOG NUMBER: GWC-SA1C-760-U-T4W

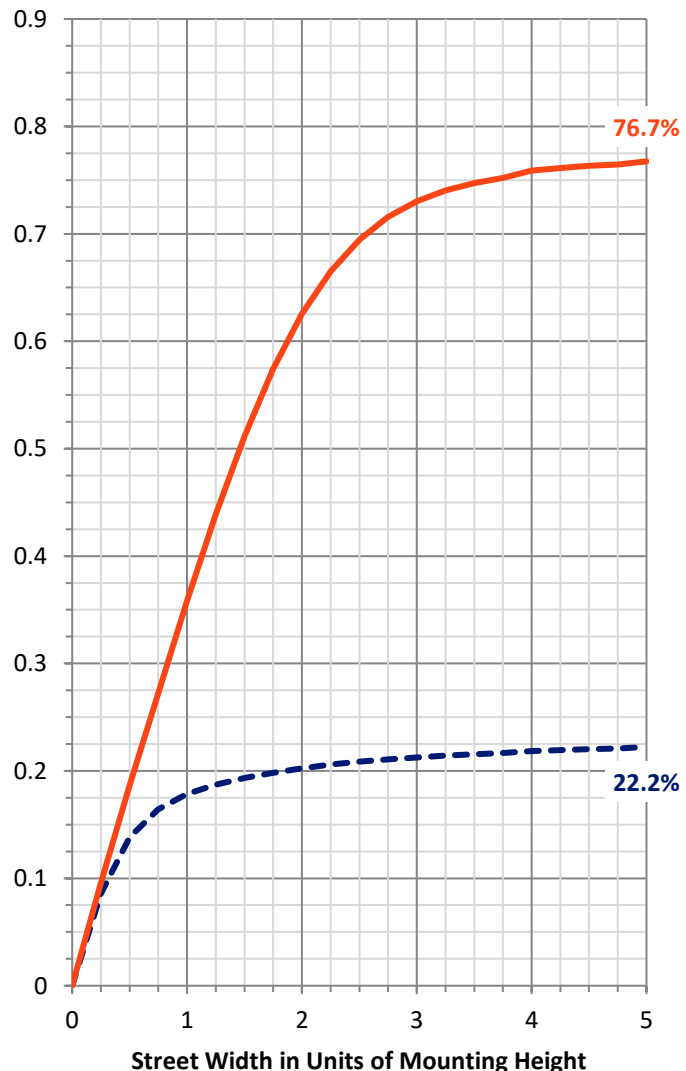
**FLUX DISTRIBUTION:**

		Downward	Upward	Total
<b>House Side</b>	Lumens	1719.2	0.0	1719.2
	% Fixture	22.9	0.0	22.9
<b>Street Side</b>	Lumens	5781.8	0.0	5781.8
	% Fixture	77.1	0.0	77.1
<b>Total</b>	Lumens	7501.0	0.0	7501.0
	% Fixture	100.0	0.0	100.0

**Coefficient of Utilization**

**ZONAL LUMENS:**

Zone	Lumens	% Fixture
0°-10°	77.9	1.0
10°-20°	259.6	3.5
20°-30°	432.8	5.8
30°-40°	614.1	8.2
40°-50°	903.4	12.0
50°-60°	1529.8	20.4
60°-70°	2171.6	29.0
70°-80°	1319.3	17.6
80°-90°	192.5	2.6
90°-100°	0.0	0.0
100°-110°	0.0	0.0
110°-120°	0.0	0.0
120°-130°	0.0	0.0
130°-140°	0.0	0.0
140°-150°	0.0	0.0
150°-160°	0.0	0.0
160°-170°	0.0	0.0
170°-180°	0.0	0.0
0°-90°	7501.0	100.0
0°-180°	7501.0	100.0



REPORT NUMBER: P386013

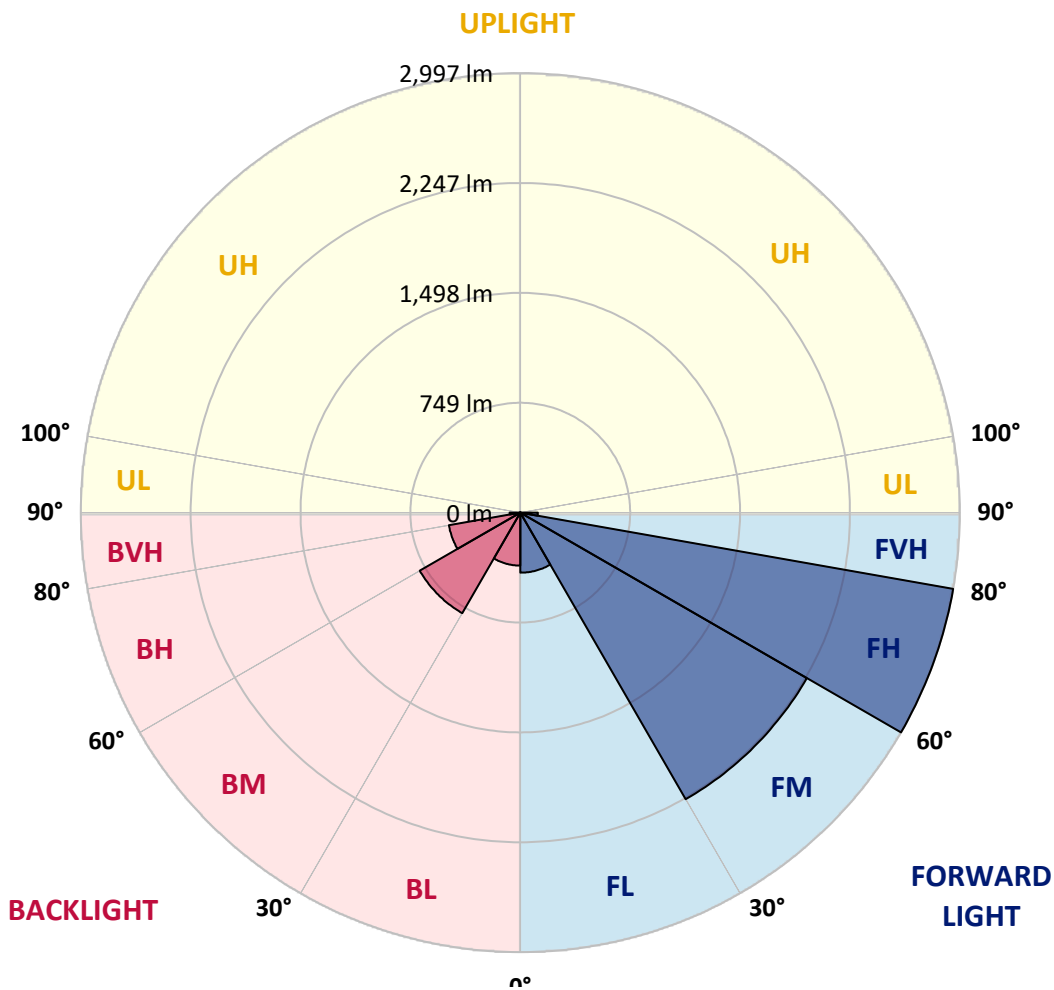
CATALOG NUMBER: GWC-SA1C-760-U-T4W

**LUMINAIRE CLASSIFICATION SYSTEM LUMEN TABLE AND BUG RATING:**

Zone	Lumens	% Fixture	Zone Rating/Lumen Limit		
			B	U	G
FL (0°-30°)	409.3	5.5			
FM (30°-60°)	2256.0	30.1			
FH (60°-80°)	2996.6	39.9			G2/5000
FVH (80°-90°)	119.9	1.6			G2/225
BL (0°-30°)	361.0	4.8	B1/500		
BM (30°-60°)	791.4	10.6	B1/1000		
BH (60°-80°)	494.3	6.6	B1/500		G1/500
BVH (80°-90°)	72.6	1.0			G1/100
UL (90°-100°)	0.0	0.0		U0/0	
UH (100°-180°)	0.0	0.0		U0/0	

**BUG Rating: B1-U0-G2**

Type IV Short





REPORT NUMBER: P386013  
 CATALOG NUMBER: GWC-SA1C-760-U-T4W

**CANDELA DISTRIBUTION (FULL):**

	0°	5°	15°	25°	35°	45°	46°	55°	65°	75°	85°
0°	764.2	764.2	764.2	764.2	764.2	764.2	764.2	764.2	764.2	764.2	764.2
2.5°	802.5	803.0	804.0	801.4	794.2	792.2	791.4	784.0	779.1	771.9	765.7
5°	866.6	867.1	865.6	858.4	842.5	830.7	829.7	812.7	797.3	780.9	768.6
7.5°	933.6	934.4	929.5	915.9	893.6	873.0	871.8	848.7	825.3	800.4	781.9
10°	992.9	989.8	981.9	962.9	936.5	911.3	910.3	886.1	859.2	829.2	804.5
12.5°	1032.5	1029.9	1019.6	996.5	967.5	944.4	942.4	920.0	893.8	861.0	831.5
15°	1054.3	1056.1	1042.2	1016.0	987.8	968.3	966.5	950.6	927.2	894.1	860.2
17.5°	1057.1	1058.6	1045.3	1019.4	996.3	982.9	982.1	971.6	954.7	922.8	887.4
20°	1040.7	1041.7	1030.7	1009.4	994.2	990.1	989.8	985.2	972.6	944.4	910.0
22.5°	1016.8	1017.6	1009.6	994.2	989.1	995.5	997.3	995.5	986.5	960.1	927.7
25°	1010.9	1010.4	1002.2	986.5	990.9	1004.5	1006.8	1007.6	1001.4	978.3	950.3
27.5°	1039.4	1037.6	1021.9	996.8	999.6	1016.0	1019.1	1026.6	1022.7	1002.4	976.0
30°	1121.8	1118.7	1086.6	1035.8	1021.9	1030.4	1034.3	1046.1	1046.8	1029.9	1010.1
32.5°	1260.9	1257.1	1199.6	1108.7	1059.7	1045.0	1048.6	1066.3	1075.8	1062.8	1041.4
35°	1436.8	1432.4	1356.9	1232.7	1122.8	1073.0	1075.6	1089.7	1108.7	1090.2	1062.0
37.5°	1620.1	1609.5	1536.9	1378.5	1223.2	1132.8	1132.8	1134.6	1143.6	1105.1	1086.1
40°	1802.3	1791.8	1726.1	1550.0	1353.1	1227.0	1221.1	1181.3	1174.2	1141.0	1134.6
42.5°	1971.7	1968.7	1929.9	1743.8	1505.6	1319.7	1311.5	1244.0	1245.5	1225.0	1225.2
45°	2151.9	2151.9	2120.4	1939.4	1683.2	1468.6	1460.4	1361.0	1376.4	1366.9	1389.8
47.5°	2299.0	2303.7	2299.3	2143.2	1889.8	1657.8	1642.9	1523.3	1566.4	1599.0	1665.5
50°	2449.2	2456.4	2457.2	2366.8	2139.6	1882.7	1865.7	1738.6	1834.9	1928.4	2059.0
52.5°	2667.1	2683.3	2618.9	2589.9	2445.6	2149.6	2132.9	2015.6	2176.3	2307.5	2532.6
55°	2869.2	2855.1	2809.1	2827.1	2773.2	2453.6	2441.0	2338.1	2556.8	2727.2	3019.6
57.5°	2978.5	2977.5	3023.7	3100.7	3126.4	2828.4	2817.8	2717.7	2985.7	3113.8	3476.8
60°	3106.9	3108.7	3223.2	3398.0	3503.7	3295.0	3290.4	3214.4	3402.3	3474.7	3835.4
62.5°	3124.8	3157.2	3354.3	3655.2	3857.0	3840.3	3850.5	3661.9	3775.1	3762.8	4103.1
65°	2918.2	2960.8	3317.6	3733.0	4208.1	4436.6	4446.1	4111.9	4069.0	4008.9	4198.9
67.5°	2494.6	2557.8	2945.4	3563.8	4323.9	4877.4	4890.7	4460.7	4312.9	4092.4	3968.4
70°	1815.4	1885.5	2275.7	3043.7	4117.5	5018.3	5033.4	4615.0	4322.1	3854.9	3387.7
72.5°	1096.6	1151.6	1473.2	2240.8	3475.2	4761.6	4788.5	4419.4	3946.0	3265.3	2501.6
75°	481.6	517.5	712.4	1291.2	2488.0	3939.6	3973.3	3782.8	3206.2	2373.0	1478.6
77.5°	205.1	215.4	292.1	560.9	1406.5	2692.0	2738.3	2763.9	2175.3	1291.2	624.8
80°	127.8	131.9	165.3	253.9	658.2	1512.0	1561.8	1626.2	1080.2	474.6	218.2
82.5°	77.8	82.4	109.9	153.5	342.7	685.4	709.3	754.7	419.2	205.1	112.9
85°	46.7	50.1	67.3	97.0	195.1	269.5	269.3	297.8	197.4	131.9	59.6
87.5°	22.3	24.9	35.9	50.3	98.3	101.1	94.7	107.3	119.9	86.5	30.0
90°	0.0	0.0	0.0	0.0	0.0	0.0	0.0	0.0	0.0	0.0	0.0



REPORT NUMBER: P386013  
 CATALOG NUMBER: GWC-SA1C-760-U-T4W

**CANDELA DISTRIBUTION (continued):**

	90°	95°	105°	115°	125°	135°	145°	155°	165°	175°	180°
0°	764.2	764.2	764.2	764.2	764.2	764.2	764.2	764.2	764.2	764.2	764.2
2.5°	763.7	762.7	759.3	756.8	756.2	754.7	753.4	754.2	755.2	755.5	755.5
5°	763.4	760.6	756.2	754.5	756.8	759.8	763.7	768.8	771.9	774.2	775.8
7.5°	775.8	770.4	765.5	764.5	769.1	777.3	786.0	796.8	804.3	809.4	810.4
10°	796.3	789.6	784.7	785.8	794.0	805.8	818.1	832.0	843.3	850.2	850.7
12.5°	819.9	813.5	808.9	813.2	826.8	841.2	854.1	866.1	876.4	883.3	883.3
15°	847.1	842.5	837.1	847.1	865.6	878.4	883.8	889.7	895.4	900.5	899.5
17.5°	873.3	868.9	866.1	877.9	897.2	903.1	899.5	895.1	895.1	897.9	898.5
20°	895.9	892.0	893.8	905.4	915.4	909.2	895.9	882.0	876.4	877.9	879.5
22.5°	915.7	913.9	919.3	924.6	917.5	895.9	871.3	852.5	845.6	845.1	845.6
25°	938.8	938.5	945.2	935.4	903.6	863.8	830.7	812.5	808.6	811.7	816.8
27.5°	967.5	970.3	973.7	938.0	875.4	815.3	781.7	769.1	772.9	780.4	785.3
30°	1004.2	1011.9	1004.7	931.6	834.8	759.8	727.8	724.2	734.7	745.2	750.3
32.5°	1039.9	1052.0	1034.5	914.9	782.4	701.1	676.2	675.1	688.0	698.2	705.4
35°	1068.7	1092.5	1056.8	881.8	721.8	646.9	628.7	621.7	626.4	638.4	646.6
37.5°	1106.1	1145.9	1072.2	831.2	656.1	602.2	580.9	565.0	560.9	565.8	569.9
40°	1174.7	1227.3	1079.4	760.6	592.0	557.6	536.0	512.6	496.5	484.7	484.9
42.5°	1286.6	1333.3	1074.8	674.9	532.7	513.9	489.5	462.6	436.4	409.7	407.6
45°	1468.3	1490.9	1061.0	584.0	480.5	468.2	445.4	418.4	383.5	353.2	350.4
47.5°	1759.2	1709.1	1039.4	504.7	434.6	429.5	408.4	377.4	340.4	316.0	313.9
50°	2155.8	2024.1	1028.9	441.5	394.0	395.6	378.4	345.5	310.6	292.6	290.6
52.5°	2630.2	2390.9	1049.1	392.8	361.4	366.8	354.0	323.2	293.9	279.8	277.8
55°	3122.3	2770.9	1071.0	357.3	330.6	341.2	336.8	311.4	284.9	271.8	270.1
57.5°	3543.5	3054.5	1027.3	328.6	303.2	319.6	323.4	303.9	280.3	268.5	266.5
60°	3808.7	3168.7	912.8	301.6	281.3	302.4	315.7	301.9	282.1	281.1	279.5
62.5°	3934.5	3158.7	741.1	280.3	267.7	295.0	321.4	313.4	302.7	311.9	312.7
65°	3878.0	3007.8	551.9	266.2	258.0	297.8	338.3	335.3	308.6	317.8	319.1
67.5°	3506.3	2647.6	408.7	253.9	247.2	305.7	369.1	342.4	297.0	303.7	299.6
70°	2834.0	2099.1	315.2	240.0	236.2	304.7	383.0	338.1	284.4	286.0	274.9
72.5°	1954.3	1431.4	256.4	227.2	220.3	277.8	373.2	327.3	273.9	262.1	247.5
75°	1062.8	768.3	217.9	213.8	192.3	243.9	355.3	319.6	264.4	248.7	240.5
77.5°	418.2	318.8	189.2	195.6	168.1	215.4	335.3	305.0	251.3	230.8	226.7
80°	170.7	162.7	156.8	169.2	144.5	188.4	311.1	287.8	235.7	214.1	205.9
82.5°	96.8	101.1	121.9	133.5	117.3	173.5	299.6	273.9	216.9	191.8	182.0
85°	49.5	59.3	85.0	95.8	86.3	147.6	276.0	239.8	174.0	146.8	147.6
87.5°	23.9	33.1	53.7	60.1	56.0	106.8	206.1	173.8	135.5	107.3	104.0
90°	0.0	0.0	0.0	0.0	0.0	0.0	0.0	0.0	0.0	0.0	0.0



Signify Classified - Internal  
Cooper Lighting Solutions Photometric Lab  
1121 Highway 74 South  
Peachtree City, GA 30269

Scaled Data Report



Report Generated By 670245982

Signify Classified - Internal  
Cooper Lighting Solutions Photometric Lab  
1121 Highway 74 South  
Peachtree City, GA 30269

Scaled Data Report



Signify Classified - Internal  
Cooper Lighting Solutions Photometric Lab  
1121 Highway 74 South  
Peachtree City, GA 30269

Scaled Data Report



Signify Classified - Internal  
Cooper Lighting Solutions Photometric Lab  
1121 Highway 74 South  
Peachtree City, GA 30269

Scaled Data Report



Signify Classified - Internal  
Cooper Lighting Solutions Photometric Lab  
1121 Highway 74 South  
Peachtree City, GA 30269

Scaled Data Report



--- HS — SS

Signify Classified - Internal  
Cooper Lighting Solutions Photometric Lab  
1121 Highway 74 South  
Peachtree City, GA 30269

Scaled Data Report



u

Signify Classified - Internal  
Cooper Lighting Solutions Photometric Lab  
1121 Highway 74 South  
Peachtree City, GA 30269

Scaled Data Report



Signify Classified - Internal  
Cooper Lighting Solutions Photometric Lab  
1121 Highway 74 South  
Peachtree City, GA 30269

Scaled Data Report



(END OF REPORT)